





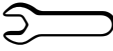



SIDE CHAIR

WARNING: To avoid alignment issue, please don't tighten the screws unless all legs are adjusted at the same level.

HARDWARE LIST/ LISTE DE QUINCAILLERIE

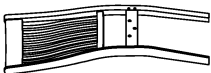

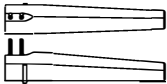
| | | | |
|---|--|---|---------------------|
| 1 | Short Bolt $\phi 1/4"$ x 38 mm |  | 3 pcs 3 pièces |
| | Boulon $\phi 1/4"$ x 38 mm | | |
| 2 | Long Bolt $\phi 1/4"$ x 85 mm |  | 4 pcs 4 pièces |
| | Boulon $\phi 1/4"$ x 85 mm | | |
| 3 | Hex-Nut $\phi 5/16"$ |  | 4 pcs 4 pièces |
| | Ecrou hexagonal $\phi 5/16"$ | | |
| 4 | Spring Washer $\phi 5/16"$ x 12 mm |  | 11 pcs 11 pièces |
| | Rondelle de ressort $\phi 5/16"$ x 12 mm | | |
| 5 | Flat Washer $\phi 5/16"$ x 19 mm |  | 11 pcs 11 pièces |
| | Rondelle plate $\phi 5/16"$ x 19 mm | | |
| 6 | Allen Key 58 x 23 x 4 mm |  | 1 pc 1 pièce |
| | Clé Allen 58 x 23 x 4 mm | | |
| 7 | Wrench 12 x 75 mm |  | 1 pc 1 pièce |
| | Clé 12 x 75 mm | | |



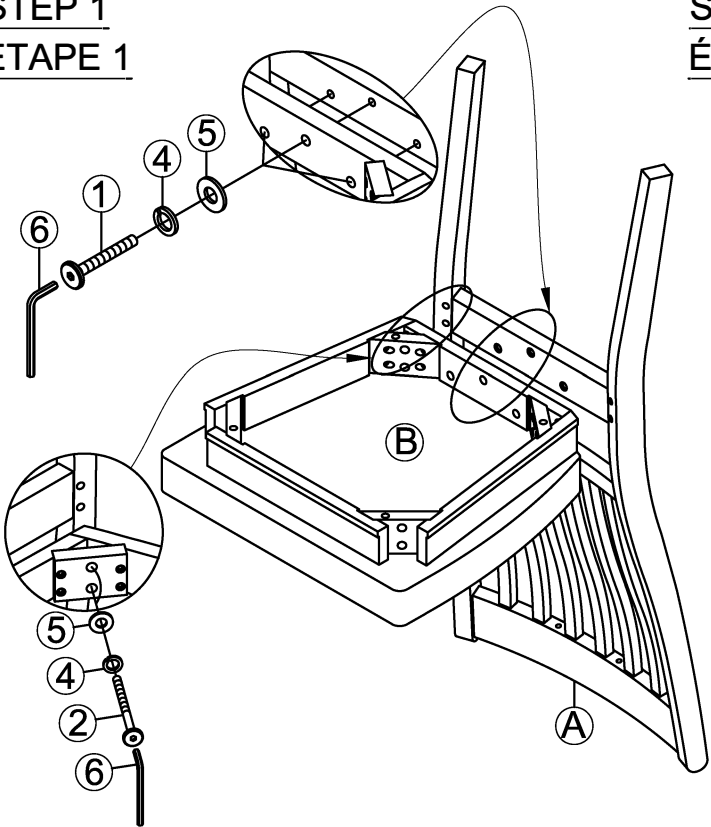
ASSEMBLY COMPLETED

PART LIST/LISTE DE PIÈCES

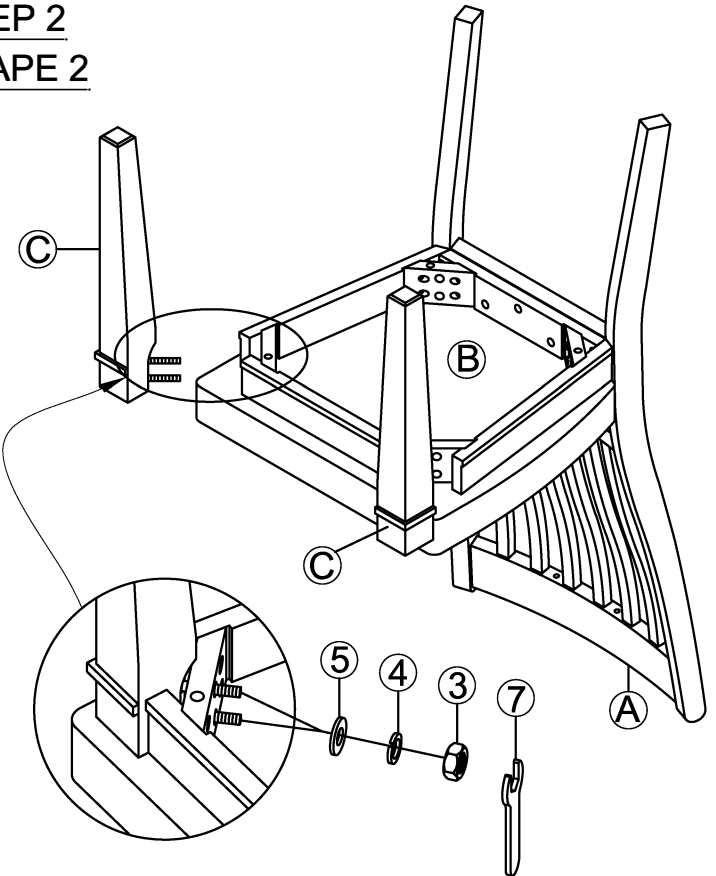
QTY'/ QTÉ

| | | | |
|---|-------------------|---|-------------------|
| A | CHAIR BACK |  | 1 PC 1 PIÈCE |
| | DOSSIER DE CHAISE | | |
| B | SEAT |  | 1 PC 1 PIÈCE |
| | SIEGE | | |
| C | FRONT LEG |  | 2 PCS 2 PIÈCES |
| | PIEDS AVANT | | |

STEP 1
ÉTAPE 1



STEP 2
ÉTAPE 2





WARNING: To avoid serious personal injury:

- Carefully and strictly follow assembly instructions. Improper assembly of furniture can result in structural failure, instability of the product, or tip-over.
- Monitor and carefully control the assembly components. These include small parts and hardware that may present a choking hazard to small children. Bob's furniture should be assembled only by responsible adults and children should not be involved in the assembly process.
- Where provided, wall mounting hardware should always be used as prescribed in these instructions to anchor furniture to walls. Proper use of the wall mounting hardware can significantly reduce the potential for furniture tip-over and crushing injuries.