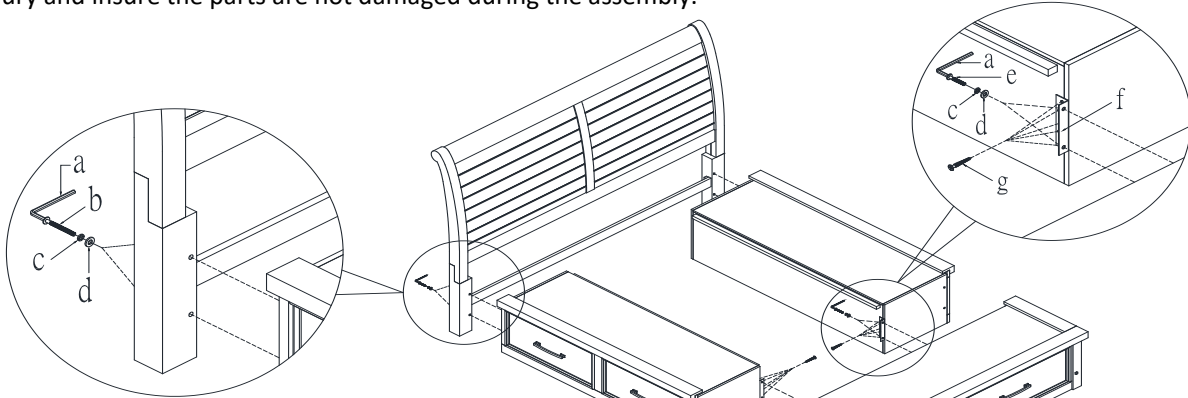


# Assembly Instructions

## Queen Storage Footboard w/ 6 slats

Thank you for purchasing this quality product. Be sure to check all packing materials carefully for small parts that may have come loose inside the carton during shipment.

**\*\*\*Caution:** Please read all instructions carefully before starting the assembly process. These parts are cumbersome and heavy. Therefore, two people are recommended in order to prevent personal injury and insure the parts are not damaged during the assembly.

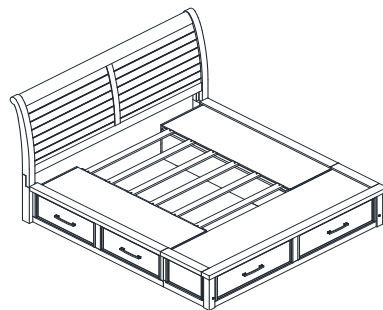
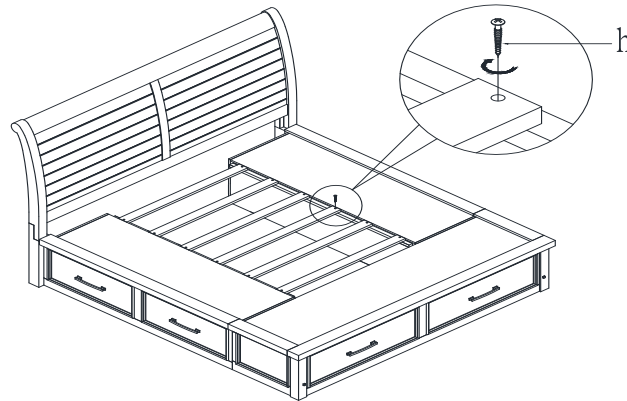


### STEP 1

Attach storage rails to Headboard by using bolts "b" and washers, then attach "L" metal plate "f" to Footboard and storage rails by using bolts "e", washers, and screw "g".

### STEP 2

Secure the slats by using screw "h".



Assembly Completed

| Code | Hardware List                   | Q'TY   |
|------|---------------------------------|--------|
| a    | Allen Key 4*74*29mm             | 1 PC   |
| b    | Bolt $\phi$ 1/4"x 11.5 x 105mm  | 4 PCS  |
| c    | Spring Washer 1/4"x 11x 2mm T   | 8 PCS  |
| d    | Flat Washer 1/4"x 18 x 2mm T    | 8 PCS  |
| e    | Bolt $\phi$ 1/4"x 11.5 x 25mm   | 4 PCS  |
| f    | "L" Metal Plate 168 x 40 x 32mm | 2 PCS  |
| g    | Screw #8 x 19mm                 | 10 PCS |
| h    | Screw #8 x 30mm                 | 12 PCS |



**WARNING: To avoid serious personal injury:**

- Carefully and strictly follow assembly instructions. Improper assembly of furniture can result in structural failure, instability of the product, or tip-over.
- Monitor and carefully control the assembly components. These include small parts and hardware that may present a choking hazard to small children. Bob's furniture should be assembled only by responsible adults and children should not be involved in the assembly process.
- Where provided, wall mounting hardware should always be used as prescribed in these instructions to anchor furniture to wall. Proper use of the wall mounting hardware can significantly reduce the potential for furniture tip-over and crushing injuries.