

Assembly Instructions

BOB'S DISCOUNT **FURNITURE**

FUSION - TWIN BOOKCASE HEADBOARD
FUSION - TWIN STORAGE FOOTBOARD
FUSION - TWIN/FULL SIDE STORAGE RAILS
FUSION - QUEEN/KING/TWIN/FULL SIDE STORAGE DRAWERS

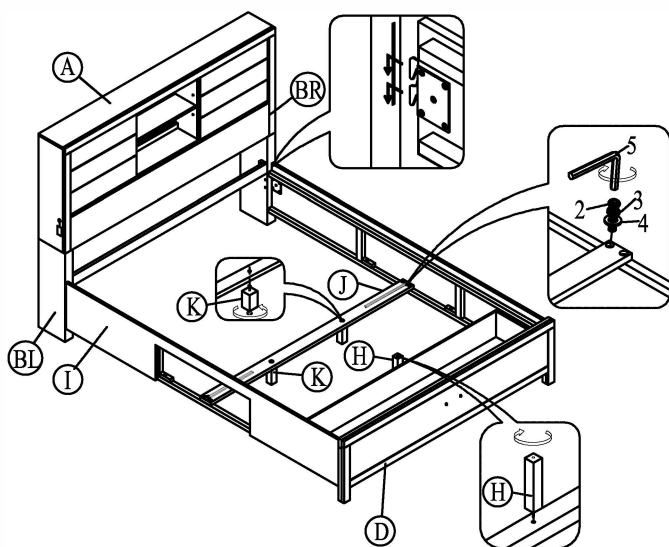
Caution: Please fully read instructions before unpacking assembly parts.

1. We recommend that you assemble this product with the assistance of another person to avoid injury and prevent damage to the product.
2. Be sure to check all packing materials carefully for small parts or hardware that may have come loose inside the carton during shipment.
3. Please put all parts on a non-abrasive surface before assembling. Follow the steps to assemble your newly purchased product correctly.

Code	Parts	Qty	Remarks
A	Headboard	1pc	Packed with Headboard
B	Headboard Leg (BL&BR)	2pcs	
C	Headboard Stretcher	1pc	
D	Footboard	1pc	Packed with Footboard
E	Slat Roll (13pcs)	1set	
F	Center Rail	2pcs	
G	Support Leg (Long)	4pcs	
H	Support Leg (Short)	1pc	
K	Rail Stretcher Support Leg	2pcs	
J	Rail Stretcher	1pc	
I	Side Rail	2pcs	
L	Side Storage Drawer	2pcs	

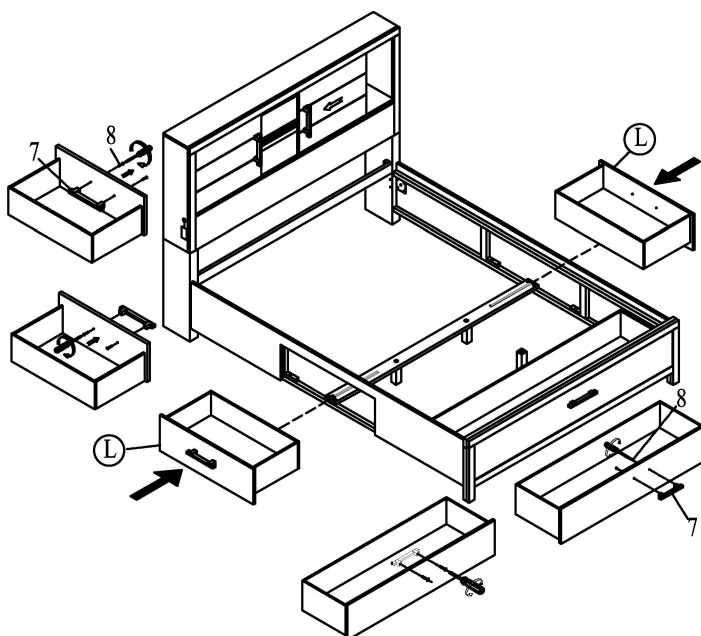
Code	Hardware	Qty
1	Ø1/4"x1-3/4"L Allen Head Bolt	5pcs
2	Ø1/4"x1"L Allen Head Bolt	5pcs
3	Ø1/4" Spring Washer	10pcs
4	Ø1/4" Flat Washer	10pcs
5	Ø5/16" Allen Wrench	1pc
6	#8*25mm Wood Screw	26pcs
7	Handle (Pre-installed)	3pcs
8	Screw For Handle M4*22mm (Pre-installed)	6pcs

STEP 1



STEP 2

Requires Phillips Head Screwdriver (not included)



Hardware Pack Location(s):

FUSION - TWIN STORAGE FOOTBOARD

1 of 2

MADE IN VIETNAM

Assembly Instructions

BOB'S DISCOUNT **FURNITURE**

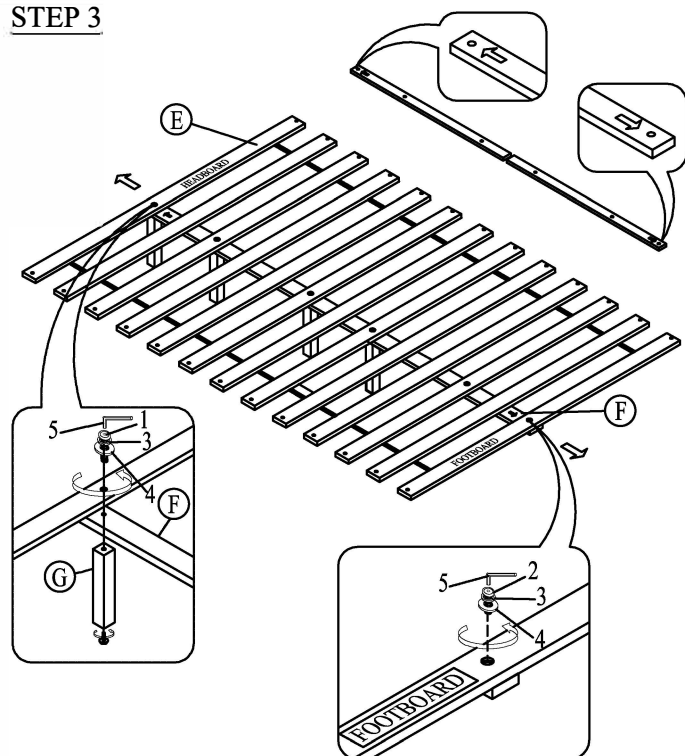
FUSION - TWIN BOOKCASE HEADBOARD

FUSION - TWIN STORAGE FOOTBOARD

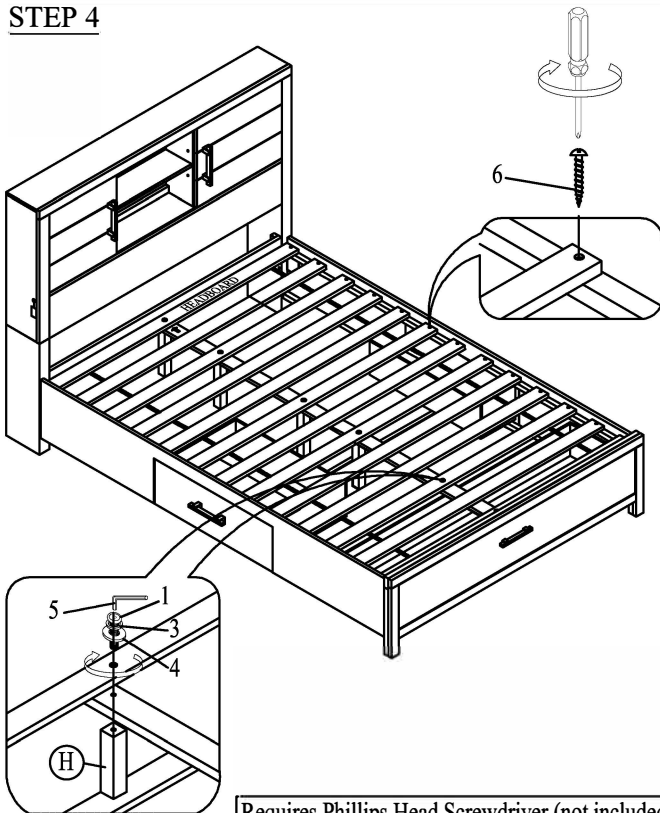
FUSION - TWIN/FULL SIDE STORAGE RAILS

FUSION - QUEEN/KING/TWIN/FULL SIDE STORAGE DRAWERS

STEP 3

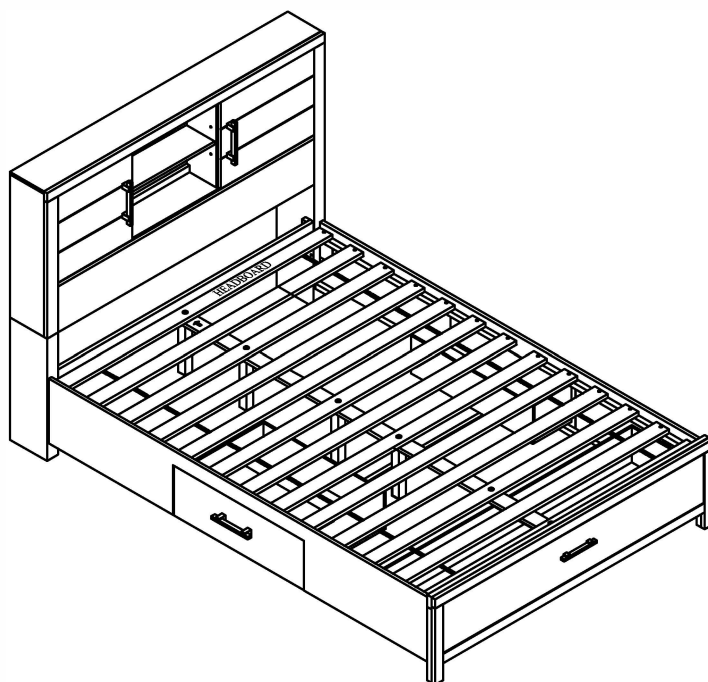


STEP 4



Requires Phillips Head Screwdriver (not included)

COMPLETE



Hardware Pack Location(s):

FUSION - TWIN STORAGE FOOTBOARD

2 of 2

MADE IN VIETNAM